

## Features

- ✧ Multi-color LED indicators.
- ✧ Push button controls (ZC-400E P-9982E).

## Description

- ✧ Refer to IFP4E Fire Alarm Control Panel Installation Manual
  - ✧ As ZCP board of GST-IFP4E, ZC-400E Zone Display and Control Board can control indicators and be used to input keys.
  - ✧ P-9981E contains ZC-400E board and panel (without keys), which can only display indicators.
  - ✧ P-9982E contains ZC-400E board and panel (with keys), which can control indicators and be used to input keys.
- 1) Cascade Port: XS2, XS3, XS4
  - 2) Indicators: HL1~HL40 indicators light red, green and yellow in turn as GST-IFP4E control panel tests itself.

## Connection & Wiring

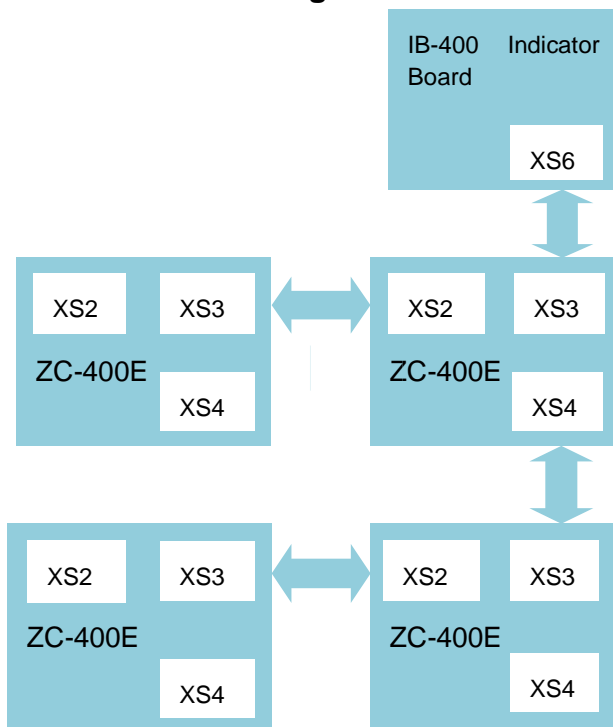


Fig. 1 Cascade Connection

## Installation

ZC-400E Zone Display and Control Board (RY color) is installed on the P-9981E panel (without keys) or P-9982E panel (with keys). Install that on to the GST-IFP4E according to the "↑". Then fix it with two screws.




Fig. 2 ZC-400E Zone Display and Control Board

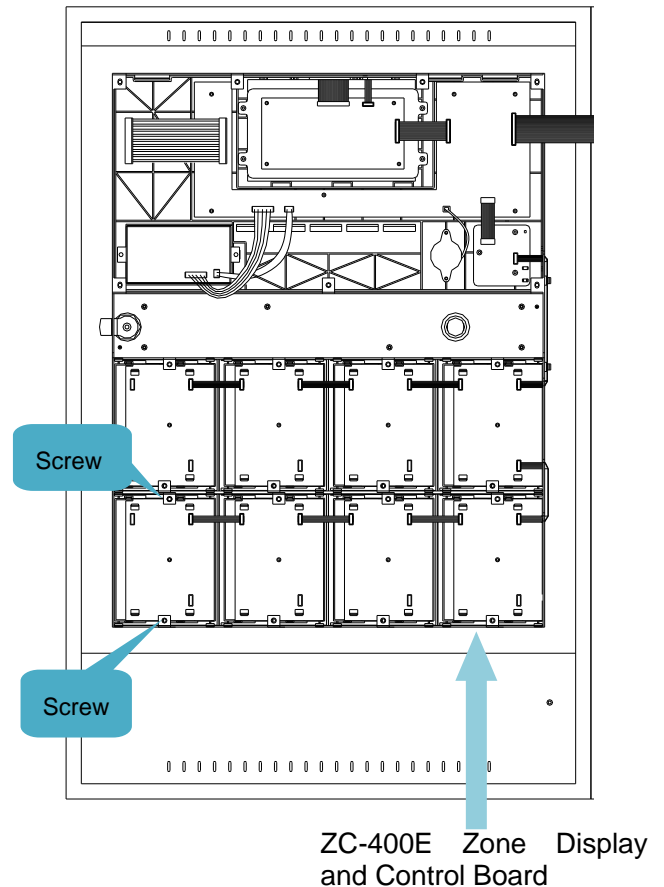


Fig. 3

P-9981E P-9982E Zone display and control panel is installed on the cabinet door. The following Fig.4 shows how to install it.

First, Align the snap of the zone display and control panel with the slot on the door; Second, Hook the zone display and control panel with the door; Finally, fix the panel with screws.

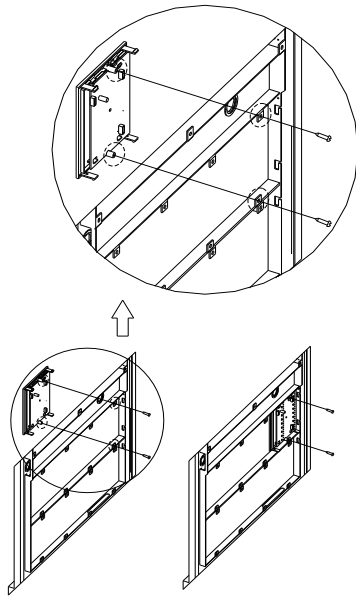


Fig. 4

### Set Address

Put the code switch of SW1 (as shown in Fig.2) to the side of the number. Actual address= Address of the Code Switch +1.  
For example: If the actual address is 2, dial the code switch to the side of number 1. If the actual address is 1, there is no need to dial the code switch.

### Installation of Labels

Installation steps Fig.5 are shown below for labels on the ZCP.

Take the transparent baffle from the ZCP by using a small screwdriver. Put the printed label into the slot for ZCP label and then restore the transparent baffle. Maximum 8 locations can be installed with P-9981E or P-9982E Zone display and control modules.

### Application

ZC-400E P-9981E P-9982E Zone Display and Control Board is fixed on the plastic enclosure of the ZCP through screws.

### Specification

Ambient Temperature	-5℃~+50℃
Relative Humidity	≤95%, non-condensing
Electrical Rating	5VDC, 20mA,

### Limited Warranty

GST will repair or replace the product to the original purchaser free of charge, if defective in materials or workmanship during the warranty period, subject to the terms below. GST and KDSS are not responsible for defects or problems as a result of conditions or applications including normal wear and tear; catastrophe; fault or negligence of any user or any party other than GST and KDSS; improper installation, application, storage, maintenance, or use of products; other causes external to products; or failure to conform to any applicable recommendations of GST and

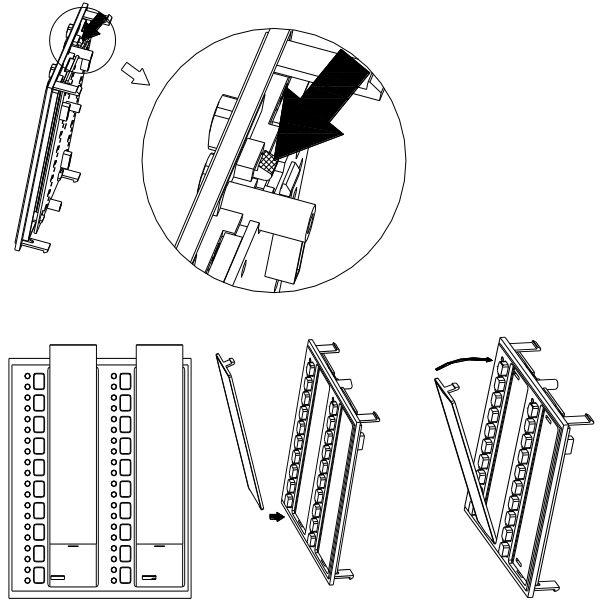


Fig. 5

KDSS. In no event shall GST and KDSS be liable for incidental, indirect, special or any other consequential damages. To the fullest extent permissible by law, the foregoing limited warranty is exclusive and in lieu of all other warranties, whether written, oral, implied or statutory. Subject to applicable law, in no event shall the liability of GST and KDSS exceed the purchase price of the products. NO IMPLIED WARRANTY OF MERCHANTABILITY OR FITNESS FOR PARTICULAR PURPOSE SHALL APPLY. Anybody, including the agents, distributors or employees, is not in the position to amend the contents of this warranty.

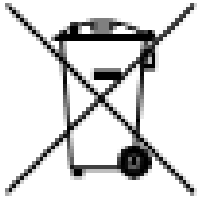
### Product warnings and disclaimers

THESE PRODUCTS ARE INTENDED FOR SALE TO AND INSTALLATION BY QUALIFIED PROFESSIONALS. KIDDE GLOBAL SOLUTIONS AND ITS AFFILIATE COMPANIES (TOGETHER AND EACH INDIVIDUALLY "KGS") CANNOT PROVIDE ANY ASSURANCE THAT ANY PERSON OR ENTITY BUYING ITS PRODUCTS, INCLUDING ANY "AUTHORIZED DEALER" OR "AUTHORIZED RESELLER", IS PROPERLY TRAINED OR EXPERIENCED TO CORRECTLY INSTALL FIRE AND SECURITY RELATED PRODUCTS.

For more information on warranty disclaimers and product safety information, please check <https://firesecurityproducts.com/policy/product-warning/> or scan the following code:



## WEEE Information



2012/19/EU (WEEE directive): Products marked with this symbol cannot be disposed of as unsorted municipal waste in the European Union. For proper recycling, return this product to your local supplier upon the purchase of equivalent new equipment, or dispose of it at designated collection points.



For Article33 information, please refer to the following website:

<https://www.gst.com.cn/en/reacharticle33.asp>

This Data Sheet is subject to change without notice. Please contact GST for more information or questions.

**Gulf Security Technology Co., Ltd.**

No. 80, Changjiang East Road, ETDZ, Qinhuangdao, Hebei, P. R. China 066004

Tel: +86 (0) 335 8502434

[www.gst.com.cn](http://www.gst.com.cn)